

Information Technology Survey 2008

Respondents: 712 displayed, 712 total

Status: Closed


























Launched Date: 09/03/2008

Closed Date: 06/07/2009

1. Please check the one that applies:

		Response Total	Response Percent
Certified Teacher		481	68%
Administrator		52	7%
Support Staff		179	25%
Total Respondents		712	

2. Please select building location.

		Response Total	Response Percent
Administration		56	8%
Annex		5	1%
Barnwell		29	4%
Becky David		28	4%
Bryan Middle		40	6%
Castlio		25	4%
Central Elementary		26	4%
Daniel Boone		16	2%
EC - Central		9	1%
EC - Hackmann		12	2%
EC - Meadows		16	2%
Fairmount		29	4%
FH Central		69	10%
FH High		58	8%
FH Middle		24	3%
FH North		67	9%
FH Union		5	1%
Harvest Ridge		20	3%
Henderson		27	4%
Heritage Landing		6	1%
Hollenbeck		32	4%
Independence		24	3%
John Weldon		25	4%
Saeger		26	4%
Warren		38	5%
Total Respondents		712	

3. Select the type of computer you use at home

Response Response

		Total	Percent
PC		630	91%
MAC		66	9%
		Total Respondents	696
		(skipped this question)	16

4. What do you prefer to use

		Response Total	Response Percent
PC		591	86%
MAC		100	14%
		Total Respondents	691
		(skipped this question)	21

5. Overall, does the District technology department meet your needs?

		Response Total	Response Percent
Strongly agree		219	31%
Somewhat agree		384	54%
Somewhat disagree		77	11%
Strongly disagree		27	4%
Do not know		5	1%
		Total Respondents	712

6. When problems or questions arise about technology, they are addressed in a timely manner.

		Response Total	Response Percent
Strongly agree		277	39%
Somewhat agree		341	48%
Somewhat disagree		62	9%
Strongly disagree		22	3%
Do not know		10	1%
		Total Respondents	712

7. Overall, if you have questions or problems concerning technology (hardware/software/network) how quickly are these addressed?

		Response Total	Response Percent
Within one day		258	36%
Two to four days		386	54%
Week or longer		68	10%
		Total Respondents	712

8. Overall, what grade would you give Information Technology customer service?

		Response Total	Response Percent
A		302	42%
B		296	42%
C		82	12%
D		27	4%
F		5	1%
Total Respondents		712	

9. Training is an important part of bringing on new technologies. Would you prefer to have training:

		Response Total	Response Percent
Before/after school		188	26%
During plan times		109	15%
On line		272	38%
Manuals or written instructions		143	20%
Total Respondents		712	

10. If available, would you use an online training system to provide training on the use of technologies (i.e., Office products, smartboards, email, etc.)?

		Response Total	Response Percent
Strongly agree		275	39%
Somewhat agree		307	43%
Somewhat disagree		72	10%
Strongly disagree		26	4%
Not at all		32	4%
Total Respondents		712	

11. When training is provided for new technologies which would be more beneficial?

		Response Total	Response Percent
Comprehensive training session		82	12%
Short training session(s) with follow up		317	45%
On line (can do at own pace)		230	32%
Written instructions		83	12%
Total Respondents		712	

12. Would you say that you are provided adequate professional development opportunities in the area of technology skills?

		Response Total	Response Percent
Strongly agree		103	14%

Somewhat agree		371	52%
Somewhat disagree		169	24%
Strongly disagree		55	8%
Not at all		14	2%
		Total Respondents	712

13. Would you say that you frequently integrate technology in your classroom curriculum?

	Response Total	Response Percent
Strongly agree	0	0%
Somewhat agree	0	0%
Somewhat disagree	0	0%
Strongly disagree	0	0%
Not at all	0	0%
Total Respondents		0
(skipped this question)		1

14. Overall, do you feel the technology available to use in your classroom improves student achievement?

	Response Total	Response Percent
Strongly agree	0	0%
Somewhat agree	0	0%
Somewhat disagree	0	0%
Strongly disagree	0	0%
Do not know	0	0%
Total Respondents		0
(skipped this question)		1

15. Thinking in general, what do you think is the biggest drawback in integrating technology in your classroom curriculum?













	Response Total	Response Percent
Lack of interest in technology	0	0%
Lack of training	0	0%
Lack of necessary tools (hardware/software)	0	0%
Evidence of improved student achievement	0	0%
Total Respondents		0
(skipped this question)		1

16. Overall, when using technology (smartboards, internet, presentation software, etc) do you feel the students are:

	Response Total	Response Percent
More attentive	0	0%

Attentive	0	0%
Less attentive	0	0%
Do not know	0	0%
Total Respondents	0	
(skipped this question)	1	

17. List types of technology that you use in your classroom (check all that apply)

		Response Total	Response Percent
Clickers		80	12%
Database software		170	26%
Internet research		430	66%
Podcasts		22	3%
Presentation software		264	40%
Smartboards		295	45%
Spreadsheets		294	45%
Unitedstreaming		224	34%
Web blogs		49	7%
Web quests		109	17%
Word processing		523	80%
Other, please specify		114	17%
Total Respondents		655	
(skipped this question)		57	

18. Additional Comments

Total Respondents **177**
(skipped this question) 535